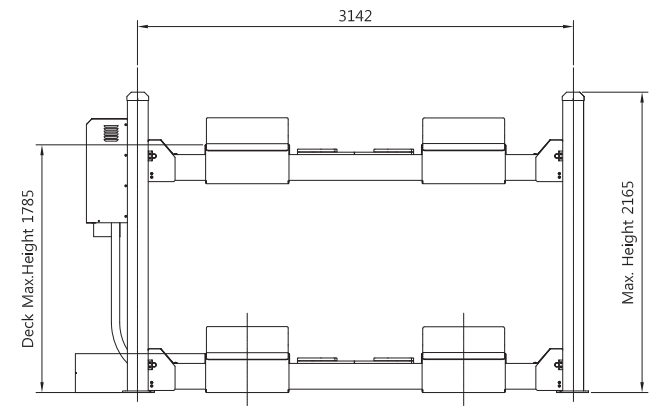
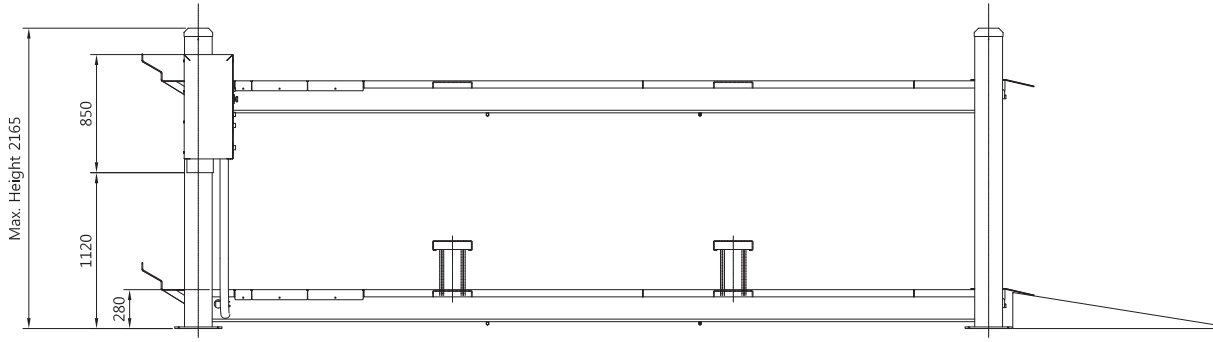
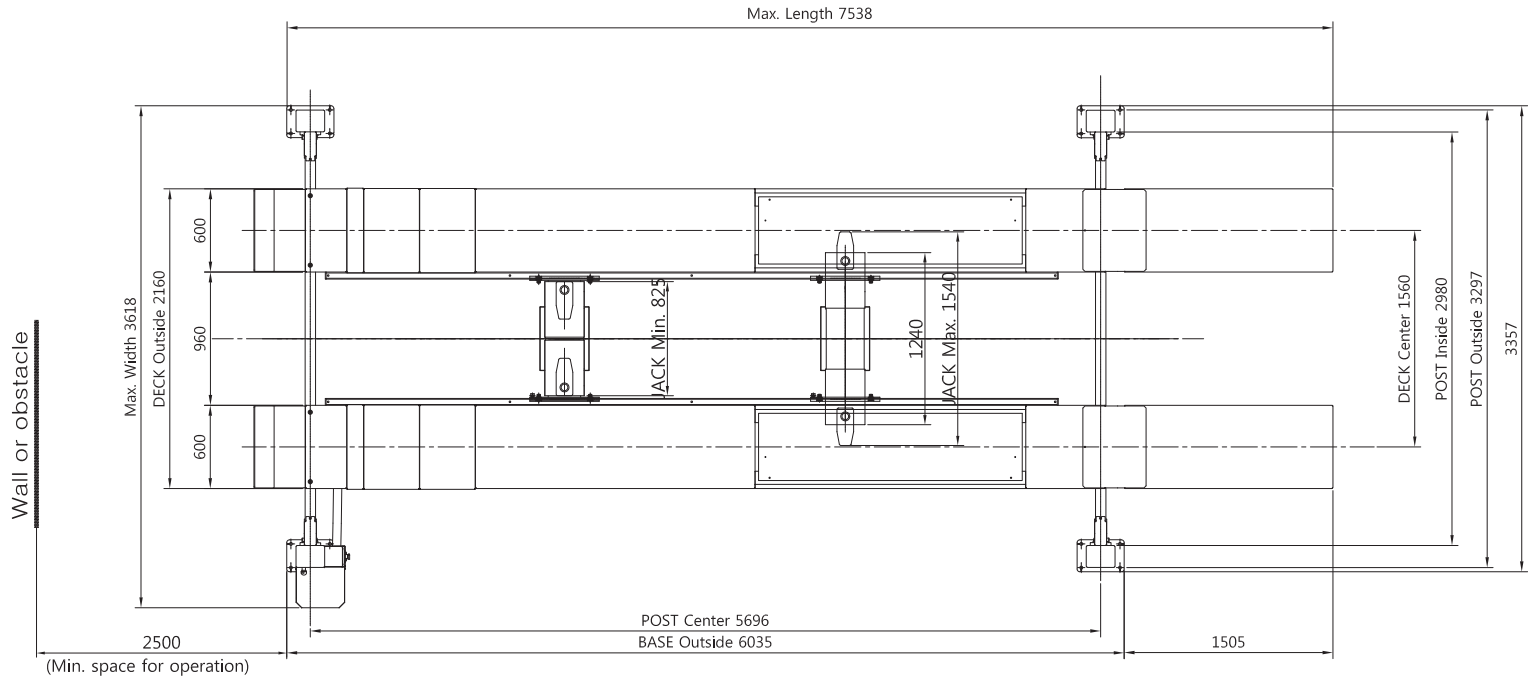


NO	DATE	REVISION & DESCRIPTION	SIGNATURE
			REVIEWED/CHECKED

MODEL NO.	SL-6000A (JACK TYPE)	
MAX.CAPACITY	MAIN	6,000 Kg
	JACK	3,000 Kg
MAX.LIFTING HEIGHT	MAIN	1,785 mm
	JACK	560 mm
LOWEST HEIGHT	MAIN	280 mm
	JACK	230 mm
SIZE (mm)	3,618W x 2,165H x 7,538L	
LIFTING TIME	MAIN	45 ~ 55 sec.
	JACK	5 ~ 15 sec.
LOWERING TIME	MAIN	30 ~ 50 sec.
	JACK	35 ~ 50 sec.
POWER & MOTOR	3phase 3HPx5Px380V/415Vx50/60Hz	
OPERATION METHOD	Control panel / Wired remote control type	



NOTE

1. The installation ground must be horizontal
2. The concrete thickness of ground must be at least 200mm
3. Empty space between ground and lift must be filled with concrete after installation.

NO.	DESCRIPTION	WEIGHT OR SIZE	MATERIAL	Q'TY	REMARK										
ANOTHER APPROVED BY.	JooHyeong Lee.	<table border="1"> <tr> <td>TITLE.</td> <td>SL-6000A 4-POST JACK TYPE LIFT</td> </tr> <tr> <td>DESIGNED BY.</td> <td>KK. L.</td> </tr> <tr> <td>DATE.</td> <td>2018.04.24.</td> </tr> <tr> <td>SCALE.</td> <td>1:N</td> </tr> <tr> <td>DWG NO.</td> <td>PL-B07-02-R</td> </tr> </table>				TITLE.	SL-6000A 4-POST JACK TYPE LIFT	DESIGNED BY.	KK. L.	DATE.	2018.04.24.	SCALE.	1:N	DWG NO.	PL-B07-02-R
TITLE.	SL-6000A 4-POST JACK TYPE LIFT														
DESIGNED BY.	KK. L.														
DATE.	2018.04.24.														
SCALE.	1:N														
DWG NO.	PL-B07-02-R														
CHECKED BY.	JH. L.														
DESIGNED BY.	KK. L.														
DATE.	2018.04.24.														
SCALE.	1:N														
DWG NO.	PL-B07-02-R	POWERREX KOREA													